

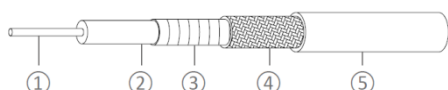
# Multiflex Microwave Cable MF085 & MF141

www.gigalane.com

## ► Features and benefits

- Frequency ranges from DC to 40 GHz
- High Flexibility
- Cost-efficient

## ► Cable Design



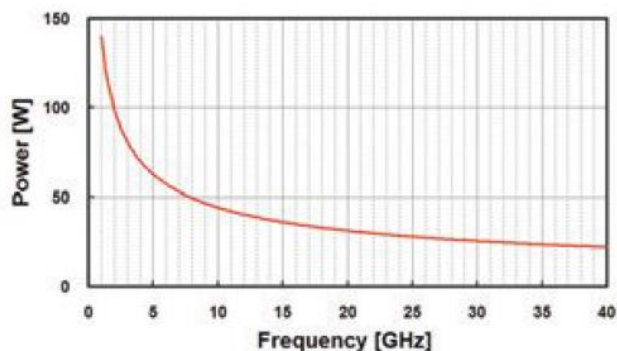
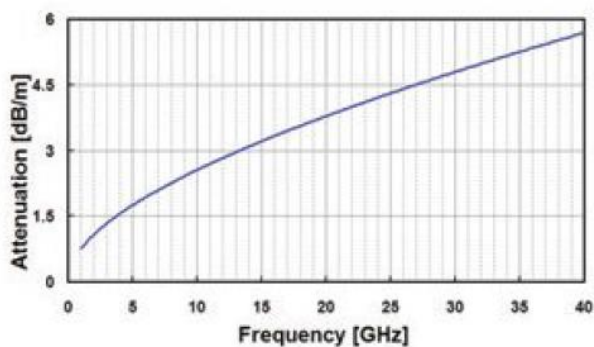
Description		Diameter (mm)				
		MF085	MF141			
① Center conductor	Silver-plated copper wire	0.51	0.92			
② Dielectric	Solid PTFE	-	-			
③ 1st outer conductor	Silver-plated copper tape	-	-			
④ 2nd outer conductor	Silver-plated copper braid	-	-			
⑤ Jacket	Fluorinated Ethylene Propylene, blue	2.68	4.14			
Electrical		MF085	MF141			
Impedance		50 Ω	50 Ω			
Operating frequency		DC to 40 GHz	DC to 30 GHz			
Capacitance		95 pF/m	95 pF/m			
Velocity of propagation		70.6 % nom.	70.6 % nom.			
Time delay		4.70 ns/m	4.70 ns/m			
RF leakage		<-100 dB	<-100 dB			
Mechanical & Environmental		MF085	MF141			
Minimum bend radius		6 mm	10 mm			
Weight		21 g/M	45 g/M			
Temperature		-40°C to + 125°C	-40°C to + 125°C			
Suitable Connectors						
Cable Selection		Standard Connector selection				
		SMA type		N-type		K-type
P/N	Frequency (GHz)	Straight	R/A	Straight	R/A	Straight
MF085	18	SMS101 SFS101(Jack) SBS101(Jack, Bulkhead)	-	-	-	-
	40	-	-	-	-	KMS101 KFS101(Jack) KBS101(Jack, Bulkhead)
MF141	18	SMS102 SFS102(Jack) SBS102(Jack, Bulkhead)	-	NMS101	-	-
	30	-	-	-	-	KMS103 KFS103(Jack) KBS103(Jack, Bulkhead)

# Multiflex Microwave Cable MF085 & MF141

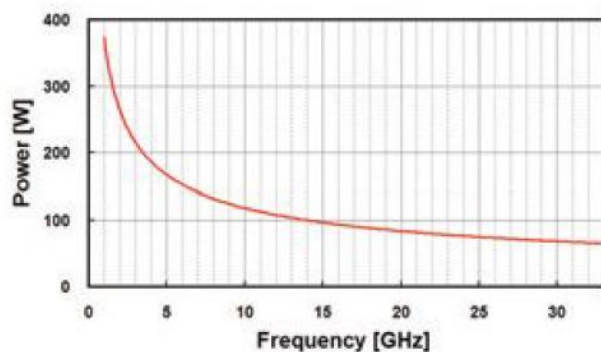
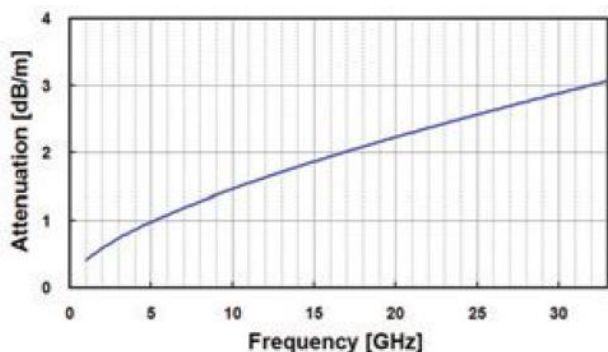
www.gigalane.com

## ► Cable Attenuation & Power

### ● MF085



### ● MF141



## ► Test Result

