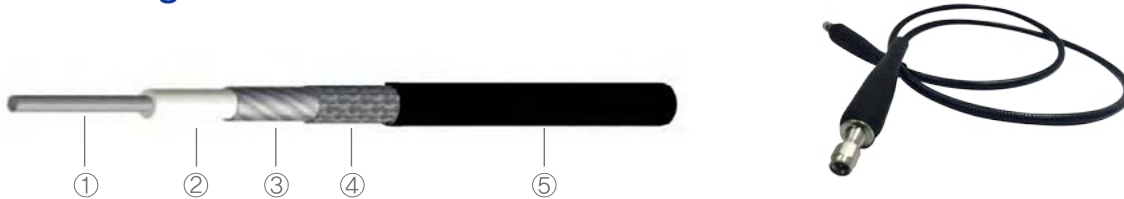


► Features and benefits

- Frequency ranges from DC to 26.5 GHz
- Low Loss and Highest Flexibility
- Durability
- Low density PTFE (extruded) dielectric
- Excellent shielding effectiveness and return loss
- Cost-efficient

► Cable Design



	Description	Diameter (mm)
① Center conductor	Silver-plated copper wire, stranded	19 / 0.3
② Dielectric	Low density PTFE(extruded)	-
③ Inner shield	Silver-plated copper tape	-
④ Outer shield	Silver-plated copper braid	-
⑤ Jacket	PUR, Black	6.10

Electrical

Impedance	50 Ω
Operating frequency	18 GHz / 26.5GHz
Capacitance	85 pF/m
Velocity of propagation	77 % nom.
Time delay	4.35 ns/m
RF leakage (dB)	<-100
Dielectric constant	1.7
Phase stability vs. flexure (@ 18 GHz Max.)	5°
IL stability vs. flexure (dB @ minimum BR)	± 0.3
Phase stability vs. temp. (deg / GHz / m) (- 40 ~ 80°)	< 2°

Mechanical & Environmental

Minimum bend radius (mm)	29.2
Weight (g/m)	75
Temperature	- 30°C to + 85°C

Suitable Connectors

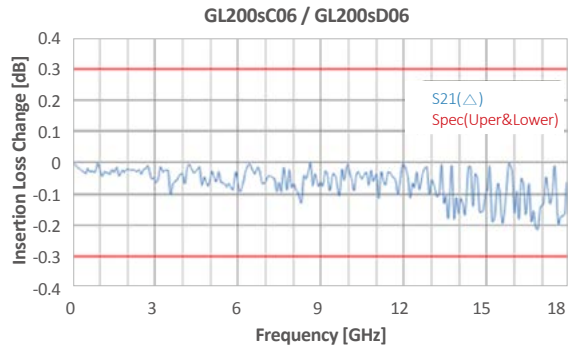
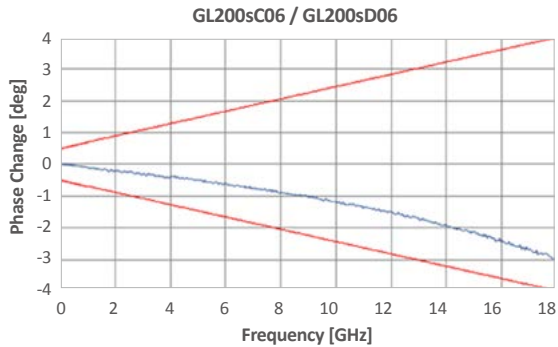
Cable selection			Standard Connector selection					Max. VSWR		
P/N	Frequency	Attenuation (dB/m)	SMA type		N type		TNCA type	Connector		
			Straight	R/A	Straight	R/A	Straight	ST to ST	ST to R/A	R/A to R/A
GL200sC06	18 GHz	1.19	SMS111 SMS111B*	SMR111	NMS111 NFS111(Jack)	NMR111	G24SMC001	1.25	1.45	1.45
GL200sD06	26.5 GHz	1.45	SMS112 SMS112B*	-	-	-	-	1.25	-	-

* Please refer to connector drawing on p98

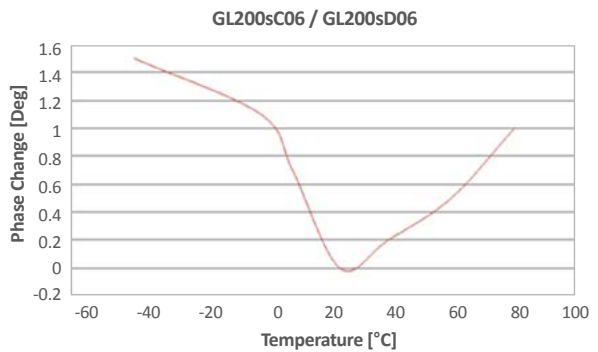
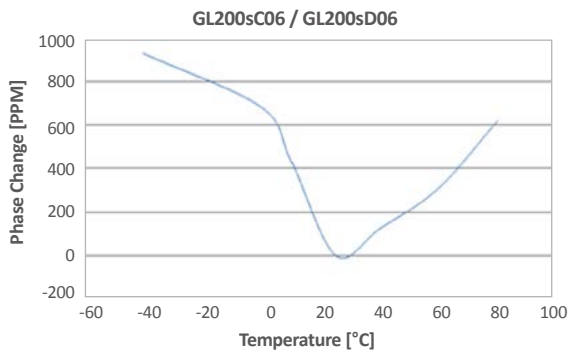
* XXX XXXB : Shrink Tube ex) SMS111B

GL200sC06 & GL200sD06

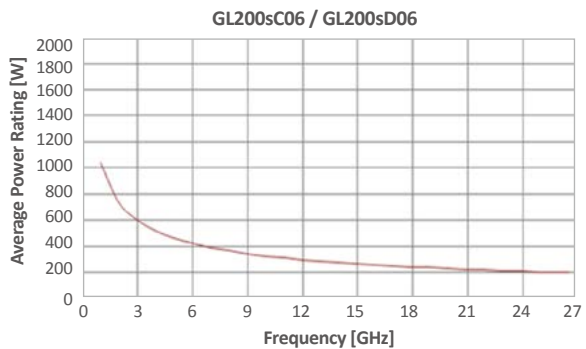
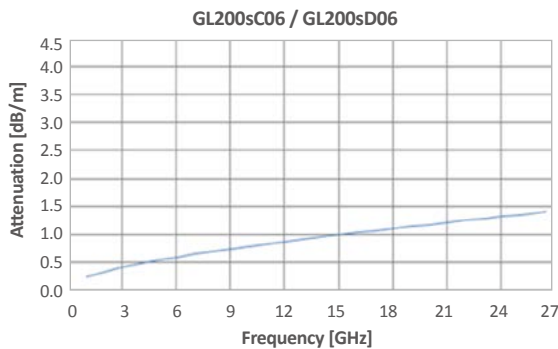
► Cable Insertion & Stability with Flexure



► Cable Phase Stability with Temperature



► Cable Attenuation & Power



► Test Result

